

INSTALLATION & CARE




CUSTOM FROST SHIELD INSTALLATION

BEFORE INSTALLATION:

- Read entire installation instructions before proceeding
- Check for any sharp objects on the vehicle that may damage the cover

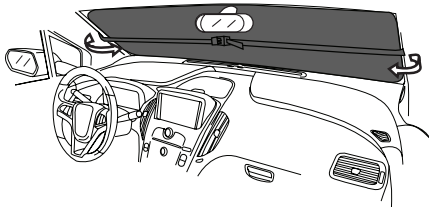
1. Open Doors

Open both front doors and place the Frost Shield on windshield.




2. Attach on the Inside

Pull the webbing straps with the buckles into the interior of your car. Fasten and tighten the straps.



3. Attach on the Outside

Close both front doors, then sling the elastic loops around the rear-view mirrors.



TIP: To clean your frostshield, wipe with a damp cloth.